

Step 1

Select a patient and prepare their sample.

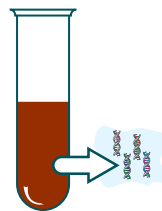
Step 2

Add the sample to the GreeneChip.

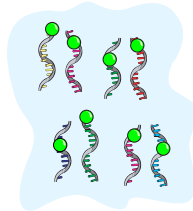


Meet Larry
Symptoms: Fever

A sample of Larry's blood has been prepared for the GreeneChip.



First, DNA was removed from blood.



Then dye was added to make the DNA glow.

Step 1

Select a patient and prepare their sample.

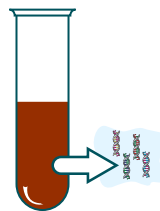
Step 2

Add the sample to the GreeneChip.

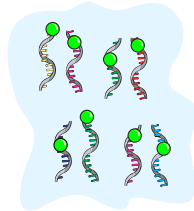


Meet Christina
Symptoms: Coughing fits, chest pains

A sample of Christina's blood has been prepared for the GreeneChip.



First, DNA was removed from blood.



Then dye was added to make the DNA glow.

Step 1

Select a patient and prepare their sample.

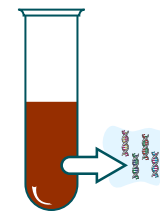
Step 2

Add the sample to the GreeneChip.

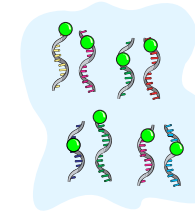


Meet Michael
Symptoms: Sore throat

A sample of Michael's blood has been prepared for the GreeneChip.



First, DNA was removed from blood.



Then dye was added to make the DNA glow.