



Mini-Exhibition Image Credits

This document is a brief overview of the sources and credit information for images used in the Nano Mini-Exhibition.



The Nano Mini-Exhibition was developed for the NISE Network with funding from the National Science Foundation under Award Numbers 0532536 and 0940143. Any opinions, findings, and conclusions or recommendations expressed in this product are those of the authors and do not necessarily reflect the views of the Foundation.



Creative Commons

Images created or taken by individuals on behalf of the NISE Network are licensed under Creative Commons Attribution Non-Commercial Share Alike 3.0 (CC BY-NC-SA 3.0, <http://creativecommons.org/licenses/by-nc-sa/3.0/>). These images can be used by NISE Network partners, but like all content or images that are licensed with Creative Commons, it's your responsibility to credit the creator in the manner they specify. For specific credit information see image thumbnails.

To learn more about Creative Commons visit: <http://creativecommons.org/>


Stock Photography

Images from stock photography vendors were purchased or licensed by the NISE Network for the Mini-Exhibition. These images are not available for use by NISE Network partners without being repurchased or relicensed. For more information on how to purchase or license one of these images for your own use, see image thumbnails.


Other sources

Images from other sources, such as private companies and scientists, are used with permission by the NISE Network for the Mini-Exhibition. You must request permission for your own use. For source information see image thumbnails. Some of these images can also be found on the nisenet.org image gallery.

Nano Mini-Exhibition Image Credits - Large Graphics



Computer chip
Courtesy of www.chipworks.com
Used with permission



Gold nanoparticles
Nanocomposix for the NISE Network
CC BY-NC-SA 3.0



Water on nano fabric
Gary Hodges for the NISE Network
CC BY-NC-SA 3.0



Toy bear
Emily Maletz for the NISE Network
CC BY-NC-SA 3.0



Girls and e-reader
Gary Hodges for the NISE Network
CC BY-NC-SA 3.0



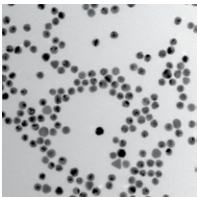
Toy bear
Emily Maletz for the NISE Network
CC BY-NC-SA 3.0



Blue Morpho butterfly
Judy Unger / Getty Images / 88455547
Rights-managed
www.gettyimages.com



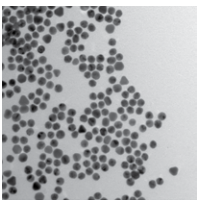
Stained glass
Emily Maletz for the NISE Network
CC BY-NC-SA 3.0




Gold nanoparticles
Nanocomposix for the NISE Network
CC BY-NC-SA 3.0




Ferrofluid
Public Domain
<http://commons.wikimedia.org/wiki/File:Ferrofluid17spike.JPG>



Gold nanoparticles
Nanocomposix for the NISE Network
CC BY-NC-SA 3.0



Blue Morpho butterfly wing microribs
Shinya Yoshioka, Osaka University
Onnisenet.org image gallery




Gold nanoparticles
Nanocomposix for the NISE Network
CC BY-NC-SA 3.0

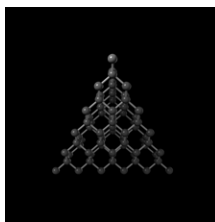


Stereo
Emily Maletz for the NISE Network
CC BY-NC-SA 3.0

Nano Mini-Exhibition Image Credits - Large Graphics




Shoes, pencils and ring
Emily Maletz for the NISE Network
CC BY-NC-SA 3.0



Diamond
Martin McCarthy for the NISE Network
CC BY-NC-SA 3.0




Father and daughter
Emily Maletz for the NISE Network
CC BY-NC-SA 3.0



Gecko Foot
A.Dhinojwala, University of Akron
On nisenet.org image gallery



Ferrofluid in jar
Rochelle Campbell for the NISE Network
CC BY-NC-SA 3.0



Graphene
Martin McCarthy for the NISE Network
CC BY-NC-SA 3.0




Magnetite powder in jar
Rochelle Campbell for the NISE Network
CC BY-NC-SA 3.0



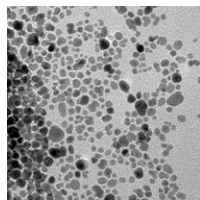
Smartphone circuit board
Emily Maletz for the NISE Network
CC BY-NC-SA 3.0



Magnetite sand in jar
Rochelle Campbell for the NISE Network
CC BY-NC-SA 3.0



Boy and buckyball
Gary Hodges for the NISE Network
CC BY-NC-SA 3.0




Ferrofluid particles
Nanocomposix for the NISE Network
CC BY-NC-SA 3.0



Girl and butterfly
Gary Hodges for the NISE Network
CC BY-NC-SA 3.0



Smiling woman
Getty images / Jupiterimages / 86510754
www.gettyimages.com



Hands and circuit board
Gary Hodges for the NISE Network
CC BY-NC-SA 3.0

Nano Mini-Exhibition Image Credits - Large Graphics



Hands and gold
Gary Hodges for the NISE Network
CC BY-NC-SA 3.0




Water drops on leaf
iStockphoto / 3913528
www.istockphoto.com



Smartphones
Emily Maletz for the NISE Network
CC BY-NC-SA 3.0



Student
iStockphoto / 4044810
www.istockphoto.com




Ispy living room
Emily Maletz for the NISE Network
CC BY-NC-SA 3.0



Solar panel
iStockphoto / 4393369
www.istockphoto.com



Lotus plant
iStockphoto / 681811
www.istockphoto.com



Blue morpho in hands
iStockphoto / 4470156
www.istockphoto.com



Researcher
iStockphoto / 1523241
www.istockphoto.com



Field
iStockphoto / 6519449
www.istockphoto.com




Ice crystals
iStockphoto / 1991605
www.istockphoto.com



Apple and woman
iStockphoto / 6806209
www.istockphoto.com



Peacock feather
iStockphoto / 2235429
www.istockphoto.com



Gecko
iStockphoto / 6940783
www.istockphoto.com


Nano Mini-Exhibition Image Credits - Large Graphics




MRI
iStockphoto / 8590061
www.istockphoto.com



Carbon nanotube
Martin McCarthy for the NISE Network
CC BY-NC-SA 3.0




Chip on finger
iStockphoto / 11479978
www.istockphoto.com



Mirasol screen
Courtesy of mirasoldisplays.com
Used with permission




Test tube
iStockphoto / 13252447
www.istockphoto.com



Molecule model
Emily Maletz for the NISE Network
CC BY-NC-SA 3.0



City
iStockphoto / 14700886
www.istockphoto.com




Carbon nanotubes
Martin McCarthy for the NISE Network
CC BY-NC-SA 3.0



E-reader
Emily Maletz for the NISE Network
CC BY-NC-SA 3.0



Nano pants
Emily Maletz for the NISE Network
CC BY-NC-SA 3.0



Integrated circuit cross section
Manfred Kage / Photo Researchers, Inc / E07834
Rights-managed
www.photoresearchers.com



Orange on plate
Emily Maletz for the NISE Network
CC BY-NC-SA 3.0




Laptop
Emily Maletz for the NISE Network
CC BY-NC-SA 3.0



Clean and dirty water
Courtesy of Lifesaver Systems Ltd
Used with permission
www.lifesaversystems.com


Nano Mini-Exhibition Image Credits - Large Graphics



Snowflake
Kenneth Libbrecht, Caltech,
www.snowcrystals.com



Teabag water filter
Stellenbosch University Water Institute,
www.sun.ac.za




Gecko robot
Mark Cutkosky, Stanford University




Tippy table map
Emily Maletz for the NISE Network
CC BY-NC-SA 3.0



Game system and remotes
Emily Maletz for the NISE Network
CC BY-NC-SA 3.0



Blue morpho scales
Rashmi Nanjundaswamy for the NISE Network
CC BY-NC-SA 3.0



Computer chip SEM
Courtesy of www.chipworks.com
Used with permission



Thin-film solar cell
Peter Wynn Thompson Photography



Nanosilver socks
Emily Maletz for the NISE Network
CC BY-NC-SA 3.0




Gecko robot foot
Mark Cutkosky, Stanford University

Nano Mini-Exhibition Image Credits - Reading Boards


NISE Network



Water on nano fabric
Gary Hodges for the NISE Network
CC BY-NC-SA 3.0




Diamond
Martin McCarthy for the NISE Network
CC BY-NC-SA 3.0




Atoms
Emily Maletz for the NISE Network
CC BY-NC-SA 3.0



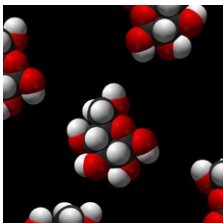
Ferrofluid
Public Domain
<http://commons.wikimedia.org/wiki/File:Ferrofluid17spike.JPG>



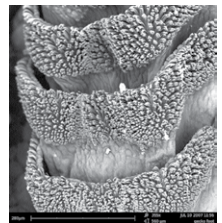
Pencils and ring
Emily Maletz for the NISE Network
CC BY-NC-SA 3.0




Ferrofluid in Jar
Emily Maletz for the NISE Network
CC BY-NC-SA 3.0




Glucose molecules
Public domain
Wikipedia



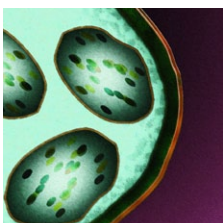
Gecko Toe
Cliff Mathisen, FEI Company
On nisenet.org image gallery




Buckyball
Martin McCarthy for the NISE Network
CC BY-NC-SA 3.0



Girl
iStockphoto / 2843591
www.istockphoto.com




Cell
Emily Maletz for the NISE Network
CC BY-NC-SA 3.0



Graphene
Martin McCarthy for the NISE Network
CC BY-NC-SA 3.0



Clean room
Cornell NanoScale Science & Technology
Facility Cleanroom/Charles Harrington
Photography



Graphite
Martin McCarthy for the NISE Network
CC BY-NC-SA 3.0

Nano Mini-Exhibition Image Credits - Reading Boards

NISE Network



Hair strands
Dennis Kunkel Microscopy inc.
www.denniskunkel.com



Boy with freckles
iStockphoto / 4150249
www.istockphoto.com



Fingers
Emily Maletz for the NISE Network
CC BY-NC-SA 3.0




Stained glass
iStockphoto / 4839240
www.istockphoto.com




Hand
Emily Maletz for the NISE Network
CC BY-NC-SA 3.0



Ice cream cone
iStockphoto / 6222661
www.istockphoto.com



IBM with atoms
Don Eigler / IBM



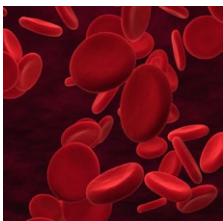
Gecko
iStockphoto / 6940783
www.istockphoto.com



Bacteria
iStockphoto / 407156
www.istockphoto.com



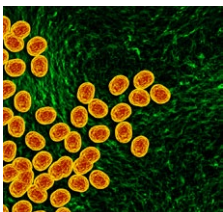
Solar panel
iStockphoto / 7825813
www.istockphoto.com



Red blood cells
iStockphoto / 2605572
www.istockphoto.com



MRI
iStockphoto / 8590061
www.istockphoto.com




Virus
iStockphoto / 4040350
www.istockphoto.com



Faucet
iStockphoto / 9055827
www.istockphoto.com

Nano Mini-Exhibition Image Credits - Reading Boards

NISE Network



Computer chip
iStockphoto / 12482284
www.istockphoto.com



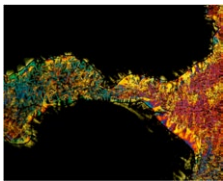
Snowflake
Kenneth Libbrecht, Caltech,
www.snowcrystals.com



City
iStockphoto / 14700886
www.istockphoto.com



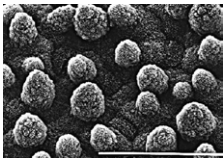
Sunscreen
Emily Maletz for the NISE Network
CC BY-NC-SA 3.0




Liquid crystals
G.Koeing, University of Wisconsin-Madison



AFM cantilever in SEM
Wikimedia Commons / SecretDisc
CC BY-SA 3.0




Lotus leaf bumps
C. NEINHUIS, W. BARTHOLOTT
Annals of Botany



Salt Crystal
Ernst Meyer, University of Basel



Man and medicine cabinet
Getty Images / Jon Feingersh / 79670473
www.gettyimages.com



Blue morpho scales
Rashmi Nanjundaswamy for the NISE Network
CC BY-NC-SA 3.0



NANO TI.TOUR
Courtesy of Head
www.head.com



Carbon Nanotubes
Martin McCarthy for the NISE Network
CC BY-NC-SA 3.0