




An engaging and interactive mini-exhibition for family audiences about nanoscale science, engineering, and technology.



Description:

Nano is an interactive exhibition that engages family audiences in nanoscale science, engineering, and technology. Hands-on exhibits present the basics of nanoscience and engineering, introduce some real world applications, and explore the societal and ethical implications of this new technology.

Nano was created by the Nanoscale Informal Science Education Network (NISE Network) with support from the National Science Foundation. The *Nano* exhibition is intended for long-term display in museums across the United States, where it will engage millions of people. Up to fifty copies of *Nano* will be fabricated; all copies will be identical and distributed to museum partners free of charge. The exhibition complements NanoDays events and other NISE Network educational experiences.

Specifications:

- ▶ footprint: 400 square feet
- ▶ layout: modular design and flexible configurations
- ▶ signage: bilingual English and Spanish
- ▶ audience: families with children
- ▶ location: indoor museum use; not designed for portable outreach events
- ▶ power: one exhibit component requires electricity
- ▶ maintenance: minimal

Nano mini-exhibition awards:

The NISE Network plans to produce 93 copies of the Nano mini-exhibition and distribute them free of charge to NISE Network partners in the United States. The first 70 mini-exhibitions were awarded through a competitive application process. An additional 23 institutions will be invited to apply for a copy of the exhibition. The NISE Network also maintains a list for organizations interested in used copies or sharing.

Distribution timeline:

The first 70 copies were distributed in 2011-2014, and the remaining 23 copies will be distributed in 2015.

Commitments:

Successful applicants must agree to:

- ▶ display the complete mini-exhibition for at least one year
- ▶ own the mini-exhibition
- ▶ report yearly for up to four years
- ▶ sign a display and ownership agreement

More information:

▶ Host Resources, Images, and Video Walkthrough:


www.nisenet.org/catalog/exhibits/nano_mini-exhibition

▶ Public web page: www.whatisnano.org

▶ Contact: exhibits@nisenet.org



Configurations and component descriptions



Seating and Reading Area

Reading Area: visitors sit comfortably while learning more from books and reading boards.

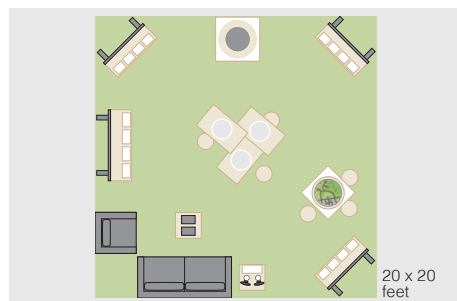
Static vs. Gravity: visitors spin disks containing small and large plastic beads, comparing the relative effects of static electricity and gravity on different size beads.



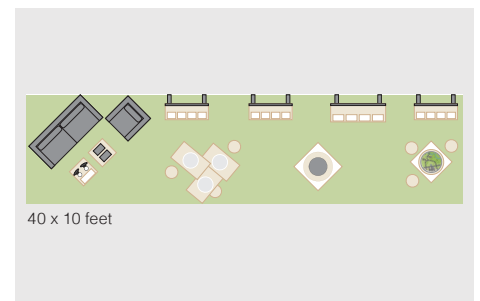
The mini-exhibition's modular design allows for flexible configurations and layouts



Corner



Group



Line